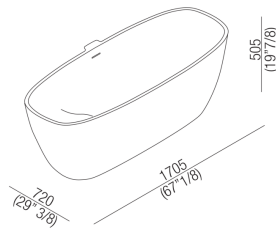




Bathtubs Normal
AVAS0910Z

Benedini Associati, 2008

Bathtub



Finishes



White Cristalplant® biobased
AVAS0910Z



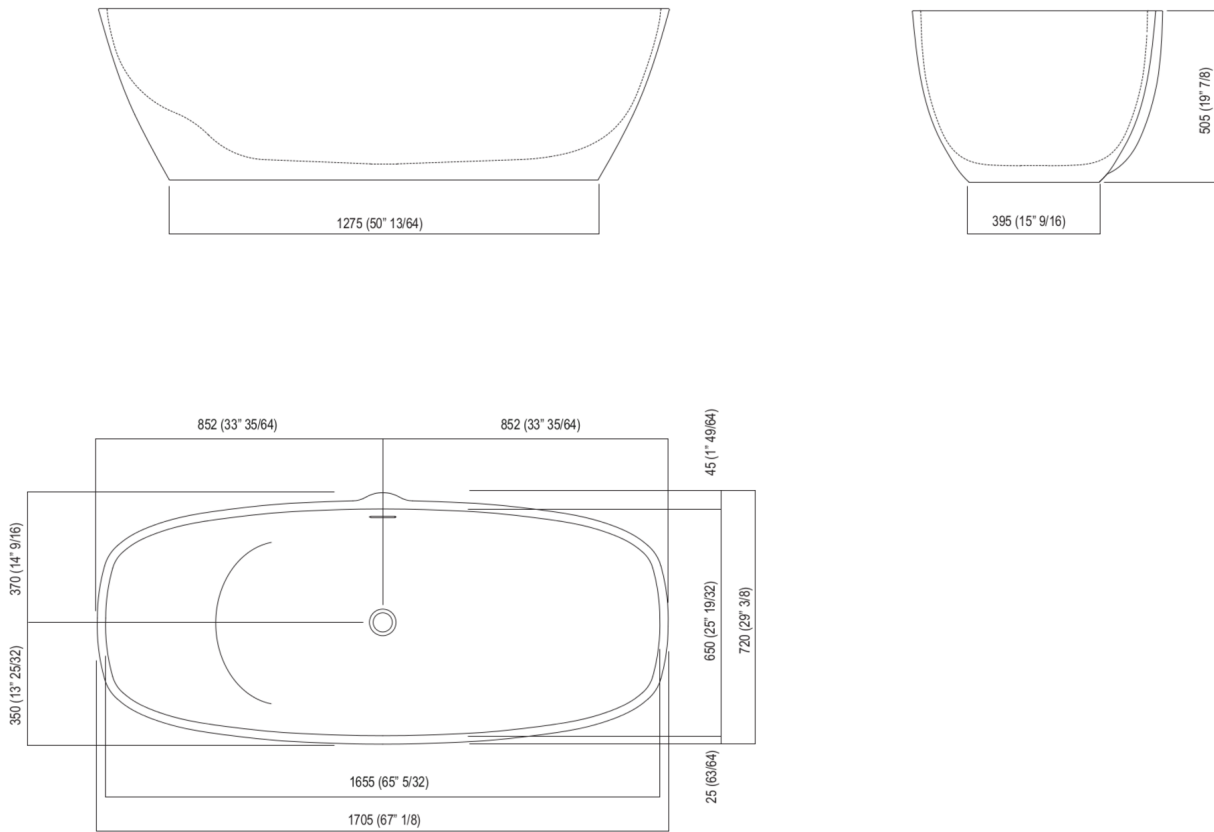
Bathtub in white Cristalplant® biobased with overflow hole, without tap holes; taps can be wall or floor mounted or installed on Pillar or Pillar 2 column.
 Use of the waste with waste trap type .MET0477 is mandatory (.MET0434 for baths on display).

For an easier installation of the bathtubs we recommend to use the template for the positioning of the waste trap AKITPZVAS.
 Materials used: Cristalplant® biobased.

Height:	50.5 cm	19" 7/8 inches
Depth:	72.0 cm	28" 11/32 inches
Length:	170.5 cm	67" 1/8 inches
Capacity:	273.0 l	72 gal
Weight:	76.0 kg	168 lbs
Packaging measurements:	83 x 183 x 60 cm	32"5/8 x 72" x 23"5/8 inches
Weight with packaging:	118.0 kg	260 lbs

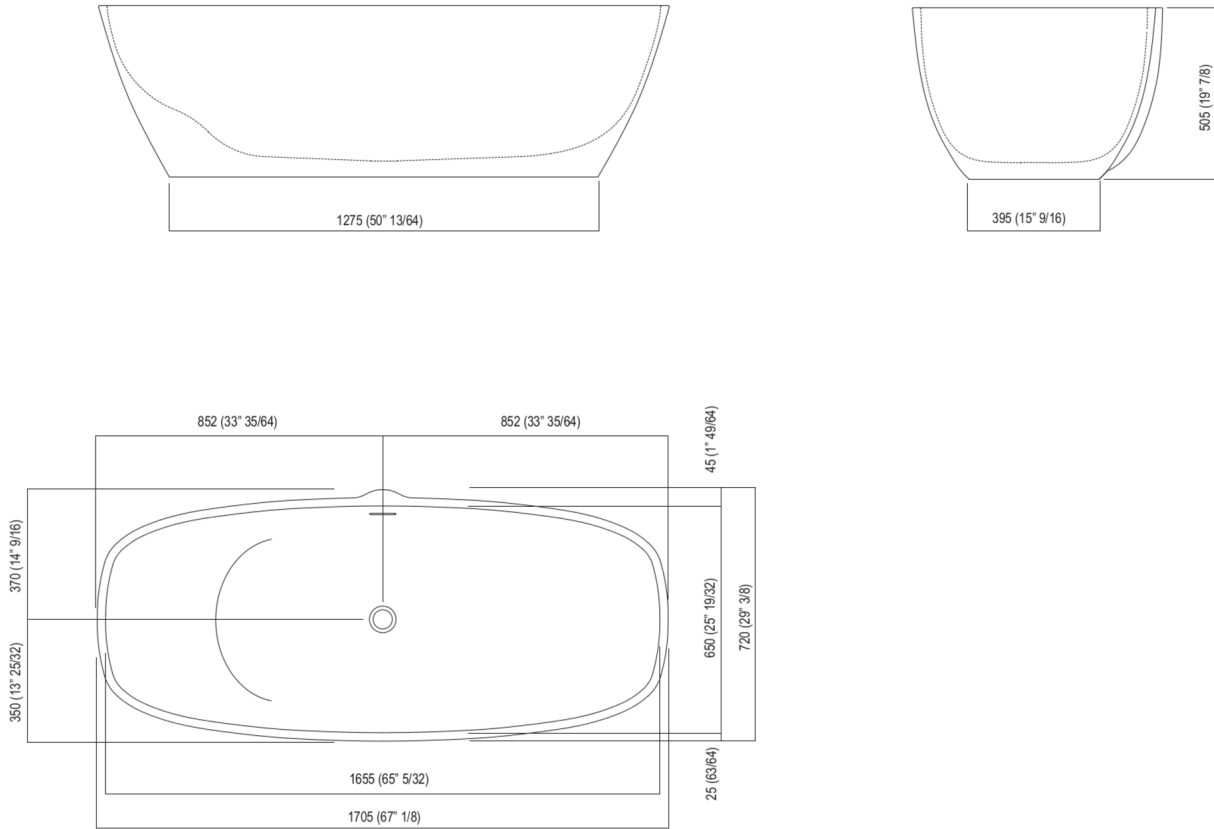


Main dimensions



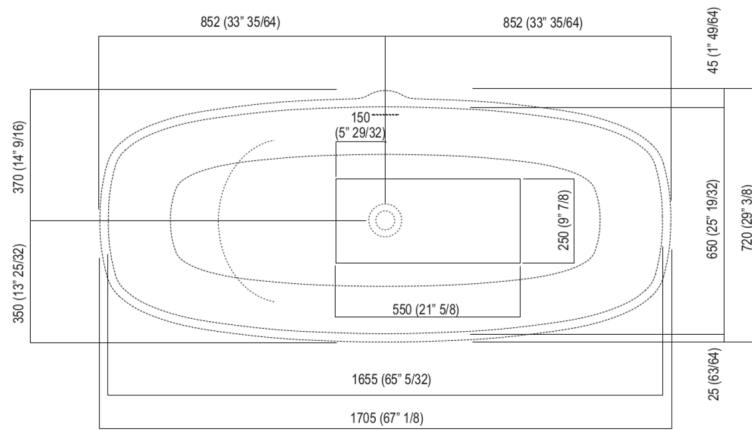


Main dimensions



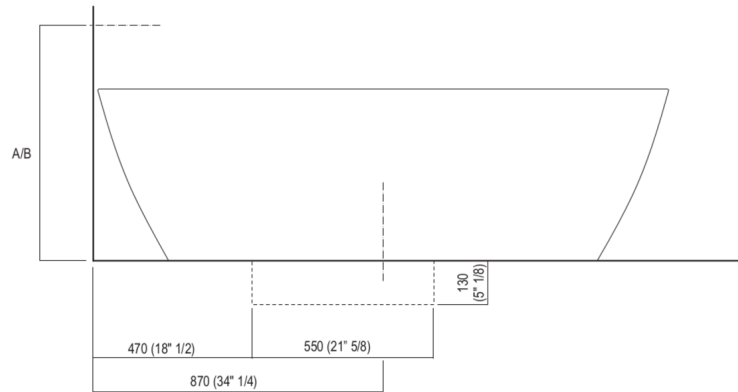
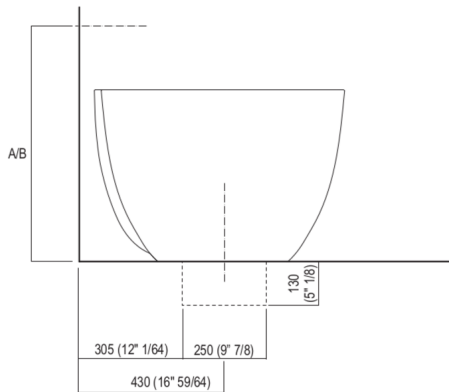


Dimensions for recess





Dimensions for wall mounted taps

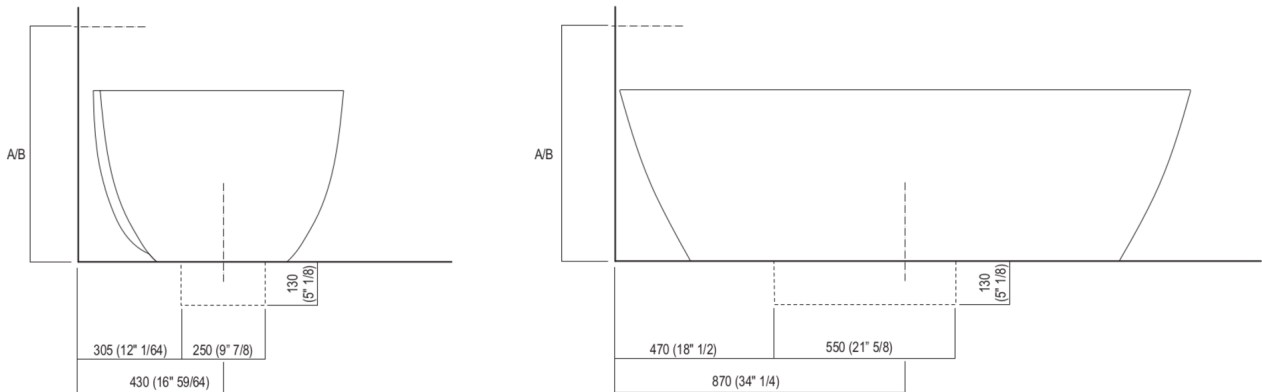


	A*	B**
FEZ (ARUB050000L, ARUB051000L, ARUB150000C, ARUB151000C, ARUB1089S, ARUB190000C, ARUB191000C, ARUB1091S)	700 (27 ¹ / ₂)	-
MEMORY (ARUB1076S, ARUB1077S, ARUB1040S)	700 (27 ¹ / ₂)	-
SUITE (ARUB1107S)	700 (27 ¹ / ₂)	-
SQUARE (ARUB0932N, ARUB0933N)	-	700 (27 ¹ / ₂)
SEN (ASEN0912V)	-	700 (27 ¹ / ₂)

* inserasse gruppo / axial distance for tap
 ** filo inferiore gruppo / Tap's lower edge



Dimensions for freestanding spouts

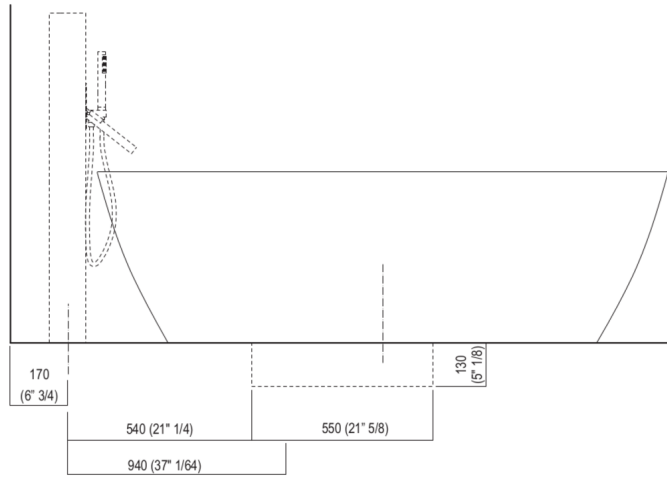
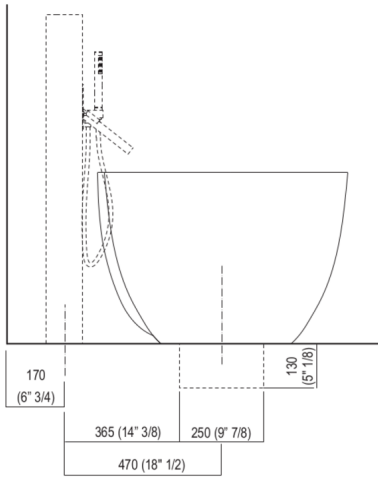


	A*	B**
FEZ (ARUB050000L, ARUB051000L, ARUB150000C, ARUB151000C, ARUB1089S, ARUB190000C, ARUB191000C, ARUB1091S)	700 (27" 1/2)	-
MEMORY (ARUB1076S, ARUB1077S, ARUB1040S)	700 (27" 1/2)	-
SUITE (ARUB1107S)	700 (27" 1/2)	-
SQUARE (ARUB0932N, ARUB0933N)	-	700 (27" 1/2)
SEN (ASEN0912V)	-	700 (27" 1/2)

* inserasse gruppo / axial distance for tap
 ** filo inferiore gruppo / Tap's lower edge

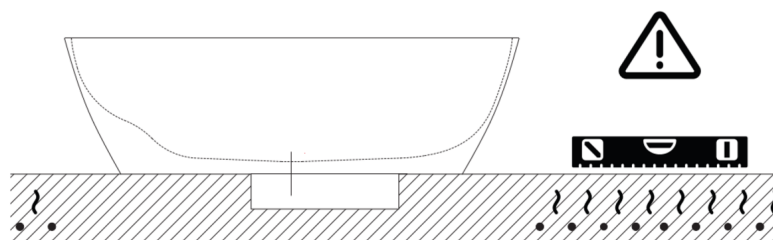


Dimensions for tap support





Note



La vasca deve essere installata su un pavimento perfettamente piano.
The bathtub must be positioned on a flat floor surface.

E' necessario predisporre a pavimento un pozzetto.
It is necessary to prepare a recess in the floor.

Evitare di realizzare impianti di riscaldamento nell'area sottostante la vasca.
Avoid the installation of floor heating plants in the area under the bathtub.